

UH36 MONO/DUAL

Wired Headset

Quick Reference Guide



NOTE: This headset has been discontinued effective December 2023.

GETTING STARTED

Unbox the contents of the headset.

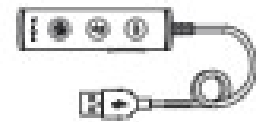
PACKAGE CONTENTS



MONO HEADSET

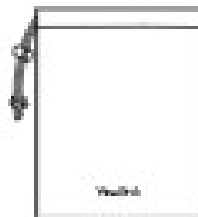


DUAL HEADSET



YHC20

DRAWSTRING BAG



QUICK START GUIDE



NOTES: You should use the included accessories as other accessories may have compatibility issues that prevent them from working properly.

CONNECTING THE HEADSET TO A PC OR YEALINK PHONE

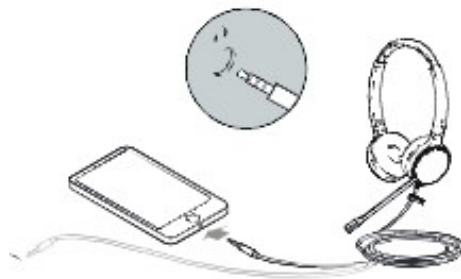
The following diagram will assist with connect the headset properly.

Connect the headset to a PC or compatible Yealink phone using the YHC20 USB Connector.

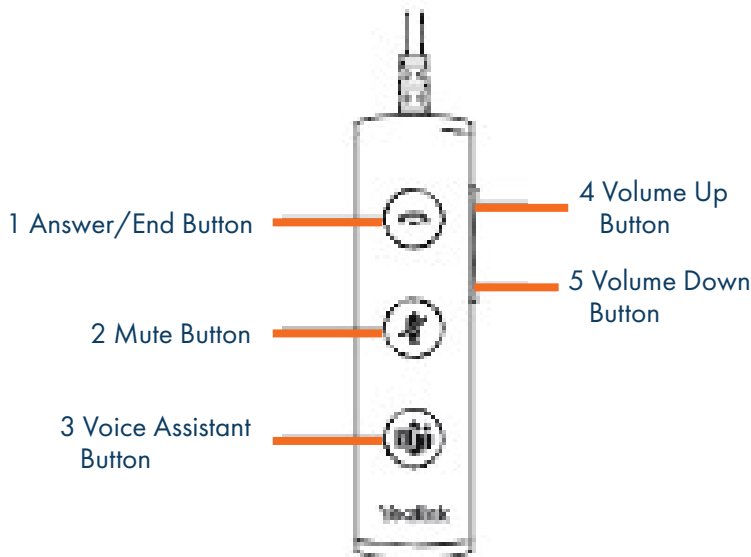


CONNECTING THE HEADSET TO A SMARTPHONE OR TABLET

Connect the headset to a Tablet or Smart Phone *without* the YHC20 USB Connector.



HEADSET CONTROLS



Button	Description
Answer/End	Press to answer or end a call.
Mute	Press to mute/unmute the microphone.
Voice Assistant	Press and hold for two seconds to activate Cortana.
Volume Up	Press to increase volume.
Volume Down	Press to decrease volume.